

HIGHLIGHTS
2017
The Techint Group

Highlights

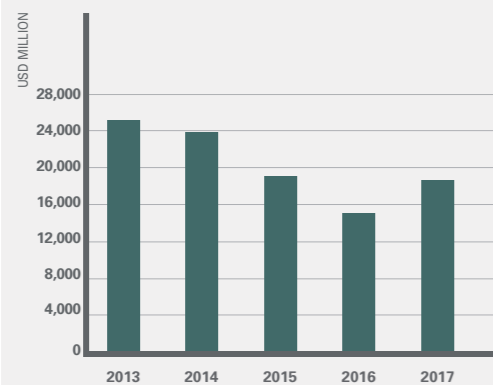
TECHINT GROUP CONSOLIDATED COMPANIES' HIGHLIGHTS USD Million

	2013	2014	2015	2016	2017
Revenues ¹	25,378	23,826	19,108	15,238	18,495
Capital Expenditures ²	2,085	2,455	2,405	1,708	1,771
Total Assets	33,226	34,026	29,928	29,166	34,971
Permanent Employees	59,429	58,257	51,191	48,530	55,383

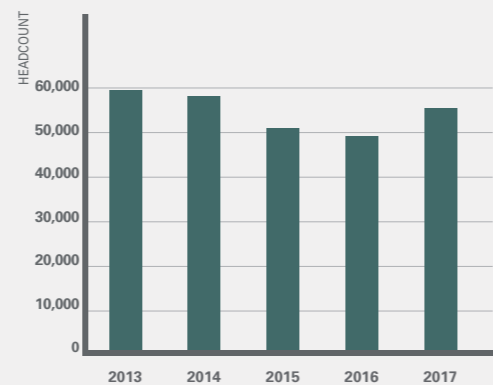
1. Includes Republic Conduit, sold in January 2017.

2. Increase before depreciation of tangible and intangible assets gross of divestitures.

REVENUES

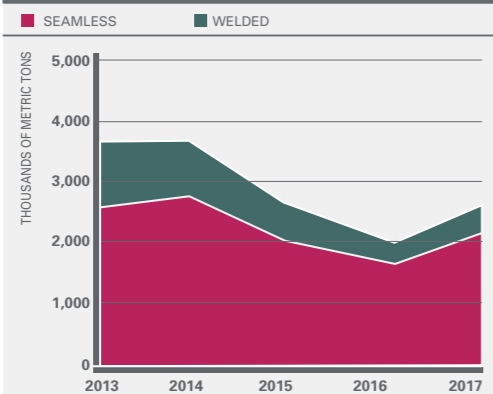


PERMANENT EMPLOYEES

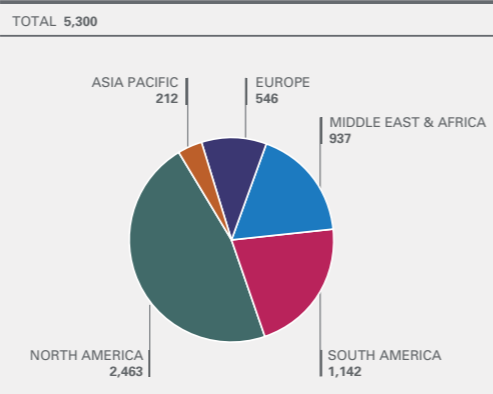


TENARIS

SHIPMENTS OF TUBES

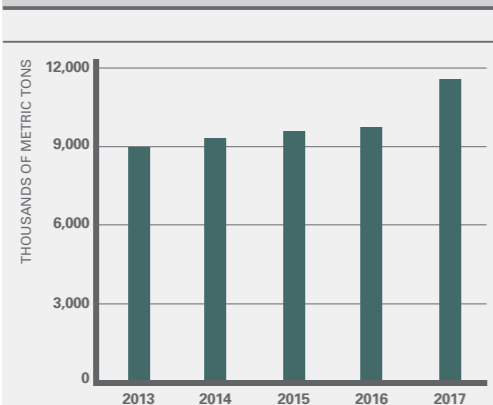


SALES BY REGION IN 2017 USD million



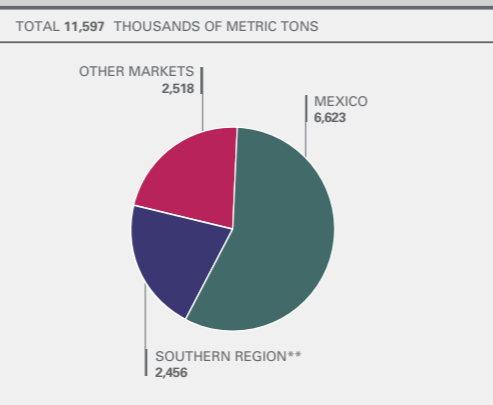
TERNIUM

SHIPMENTS OF STEEL PRODUCTS*



*Shipments of pig iron not included.

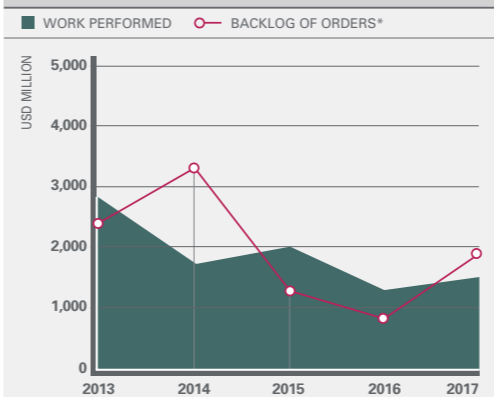
SHIPMENTS BY REGION IN 2017*



*Shipments of pig iron not included.

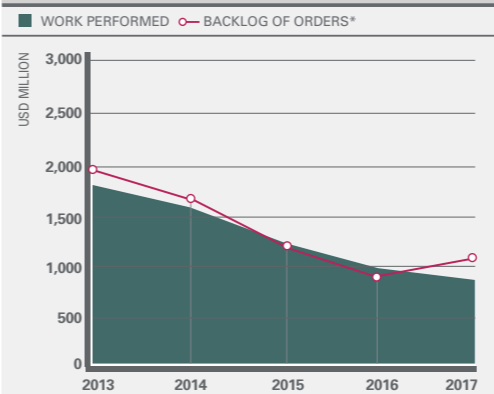
**The Southern Region encompasses Argentina, Bolivia, Chile, Paraguay and Uruguay.

COMPANIES' PERFORMANCE



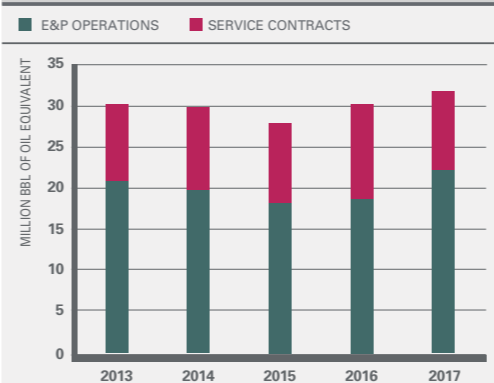
*At end of period.

TENOVA PERFORMANCE



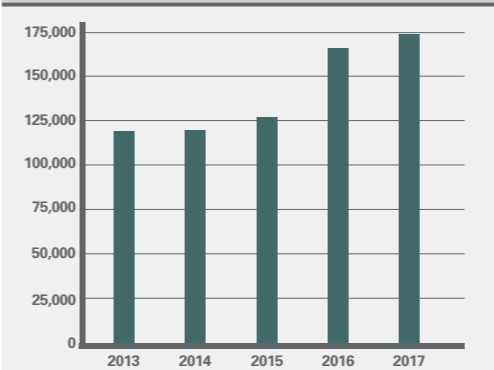
*At end of period.

PRODUCTION*

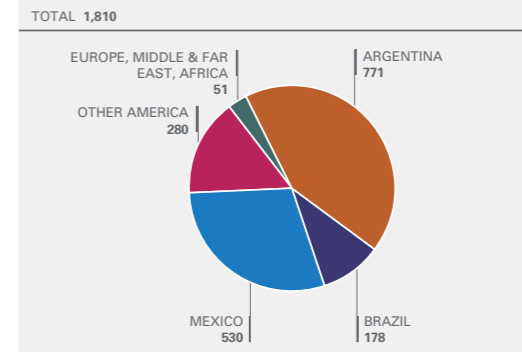


* Own working interest.

HUMANITAS GROUP: TOTAL ADMISSIONS

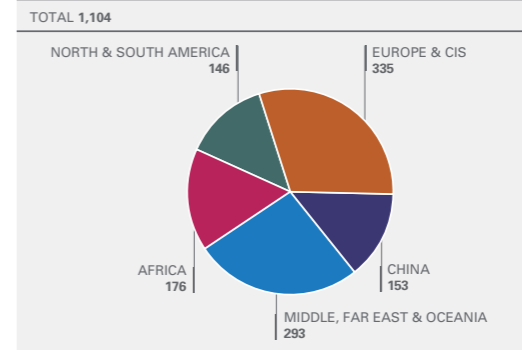


BACKLOG OF ORDERS BY REGION AS OF 12/31/17 USD million



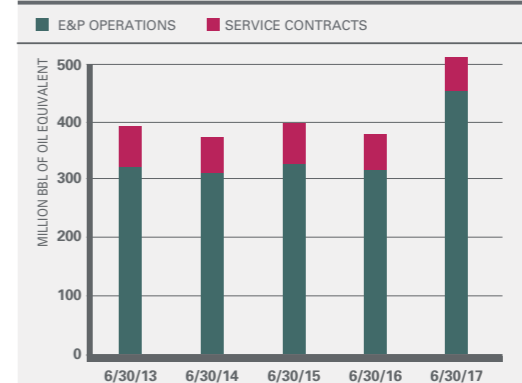
TECHINT ENGINEERING & CONSTRUCTION

BACKLOG OF ORDERS BY REGION AS OF 12/31/17 USD million



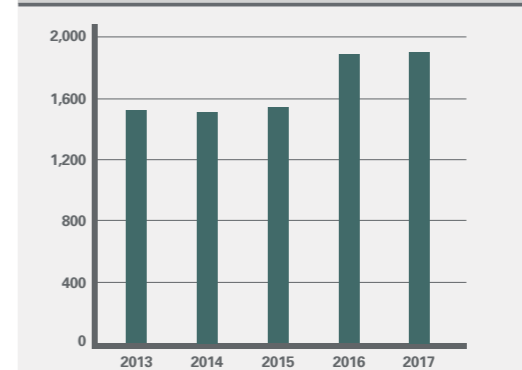
TENOVA

PROVED RESERVES*



* Own working interest.

HUMANITAS GROUP: OPERATIVE BEDS*



*Beds for inpatient and outpatient activity, at end of period.

TECPETROL

HUMANITAS

