



HIGHLIGHTS

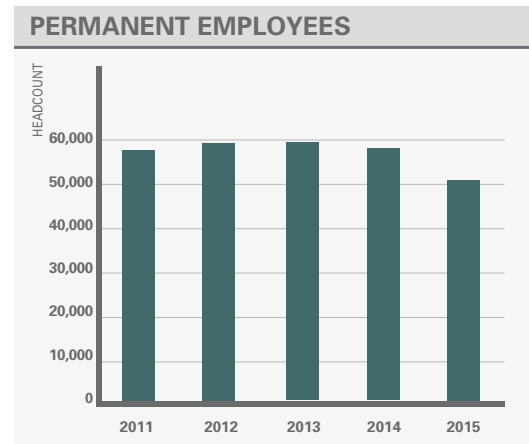
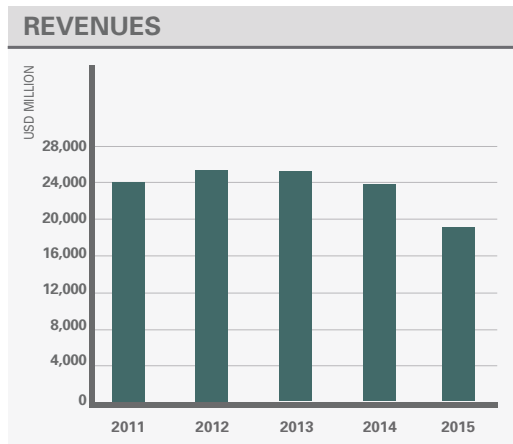
2015

The Techint Group

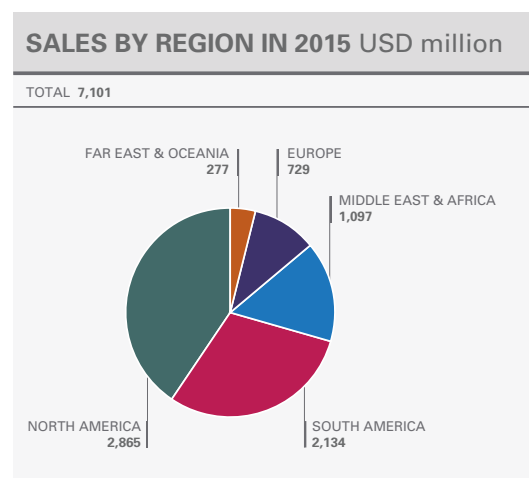
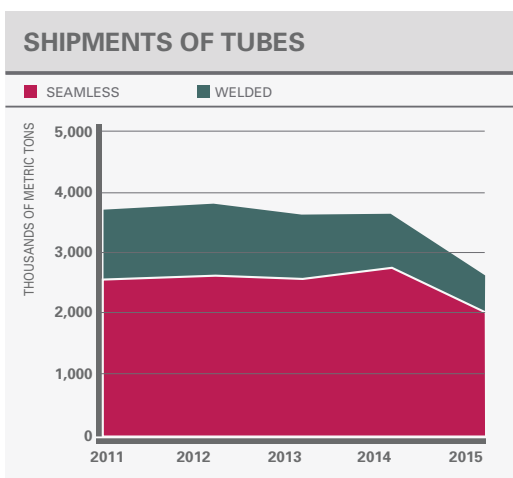
# Highlights

TECHINT GROUP CONSOLIDATED COMPANIES' HIGHLIGHTS USD Million					
	2011	2012	2013	2014	2015
<b>Revenues</b>	24,105	25,477	25,378	23,826	19,108
<b>Capital Expenditures*</b>	1,918	2,282	2,085	2,455	2,405
<b>Total Assets</b>	31,364	33,755	33,226	34,026	29,928
<b>Permanent Employees</b>	57,359	59,196	59,429	58,257	51,191

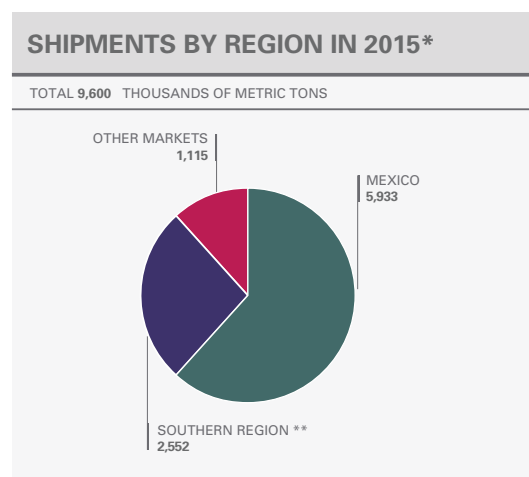
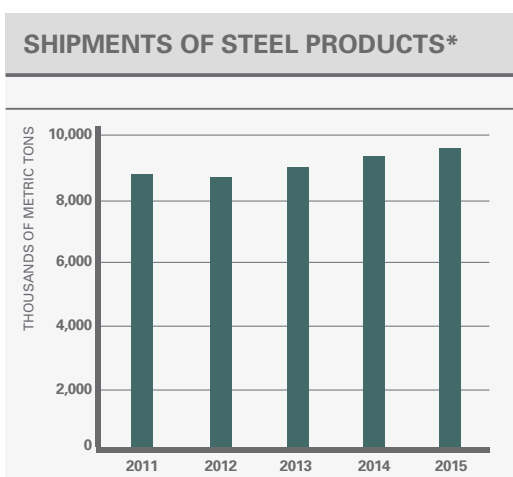
\* Increase before depreciation of tangible and intangible assets gross of divestitures.



## TENARIS



## TERNIUM



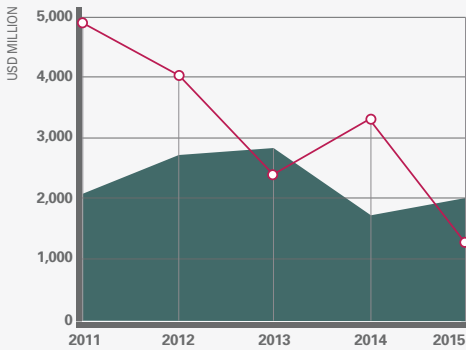
\*Shipments of pig iron not included.

\*Shipments of pig iron not included.

\*\*The Southern Region encompasses Argentina, Bolivia, Chile, Paraguay and Uruguay.

### COMPANIES' PERFORMANCE

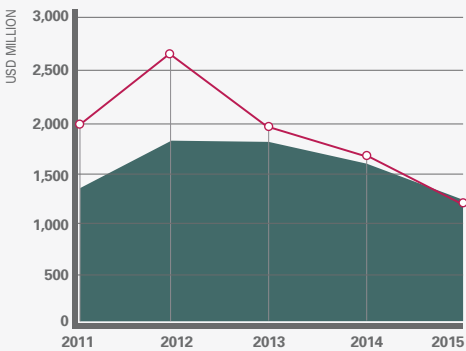
■ WORK PERFORMED ○ BACKLOG OF ORDERS\*



\*At end of period.

### TENOVA PERFORMANCE

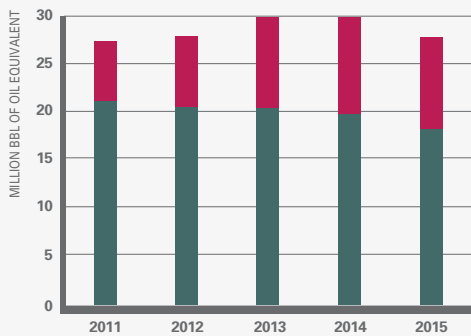
■ WORK PERFORMED ○ BACKLOG OF ORDERS\*



\*At end of period.

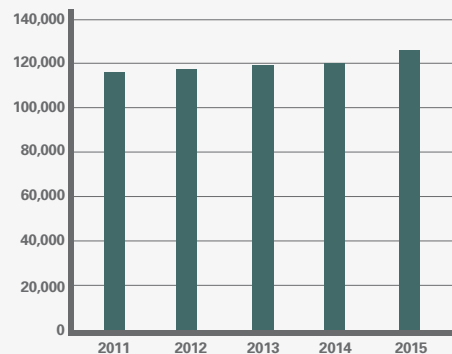
### PRODUCTION\*

■ E&P OPERATIONS ■ SERVICE CONTRACTS



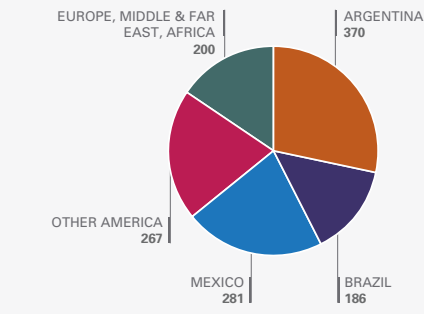
\* Own working interest.

### HUMANITAS GROUP: TOTAL ADMISSIONS



### BACKLOG OF ORDERS BY REGION AS OF 12/31/15 USD million

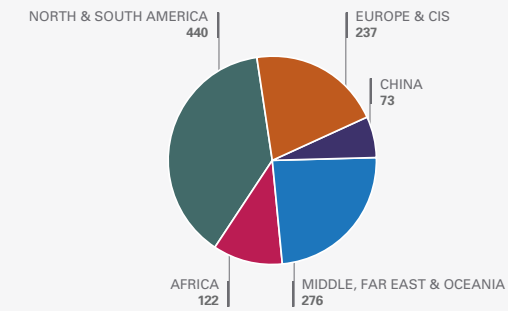
TOTAL 1,304



## TECHINT ENGINEERING & CONSTRUCTION

### BACKLOG OF ORDERS BY REGION AS OF 12/31/15 USD million

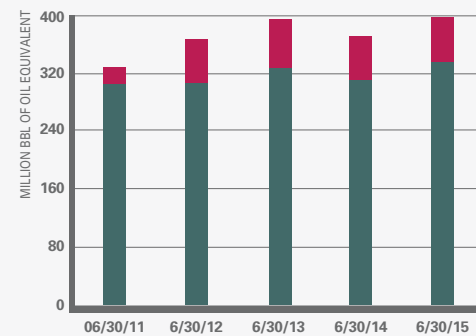
TOTAL 1,147



## TENOVA

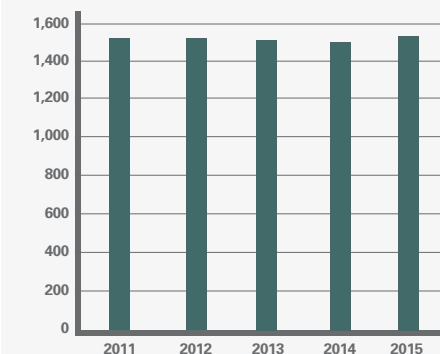
### PROVED RESERVES\*

■ E&P OPERATIONS ■ SERVICE CONTRACTS



\* Own working interest.

### HUMANITAS GROUP: OPERATIVE BEDS\*



\*Beds for inpatient and outpatient activity, at end of period.

## TECPETROL

## HUMANITAS

