



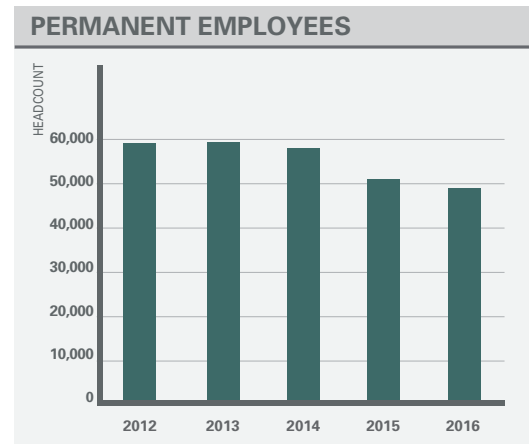
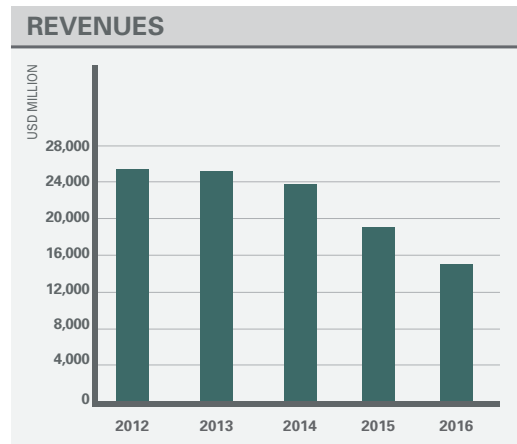
HIGHLIGHTS  
2016  
The Techint Group

# Highlights

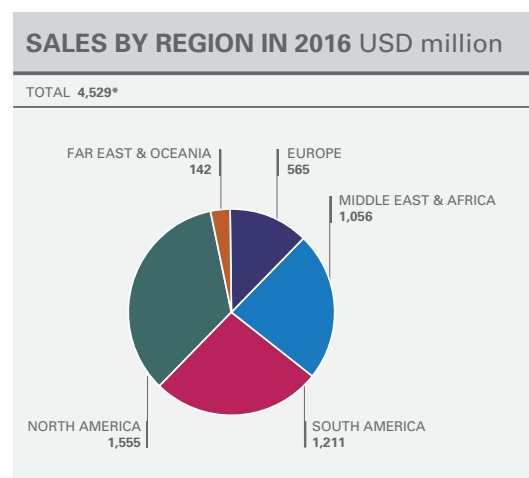
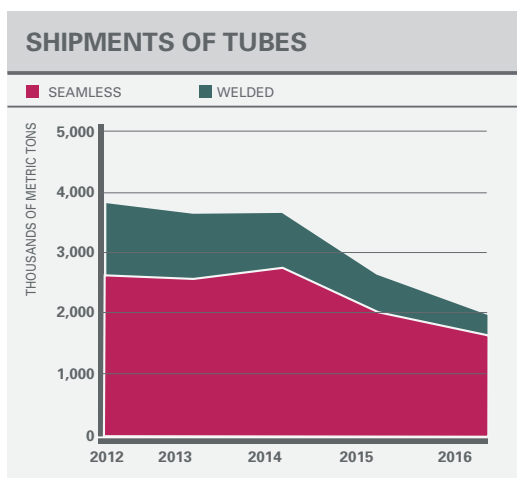
TECHINT GROUP CONSOLIDATED COMPANIES' HIGHLIGHTS USD Million					
	2012	2013	2014	2015	2016
<b>Revenues<sup>1</sup></b>	25,477	25,378	23,826	19,108	15,238
<b>Capital Expenditures<sup>2</sup></b>	2,282	2,085	2,455	2,405	1,708
<b>Total Assets</b>	33,755	33,226	34,026	29,928	29,096
<b>Permanent Employees</b>	59,196	59,429	58,257	51,191	48,530

1. Includes Republic Conduit, sold in January 2017.

2. Increase before depreciation of tangible and intangible assets gross of divestitures.

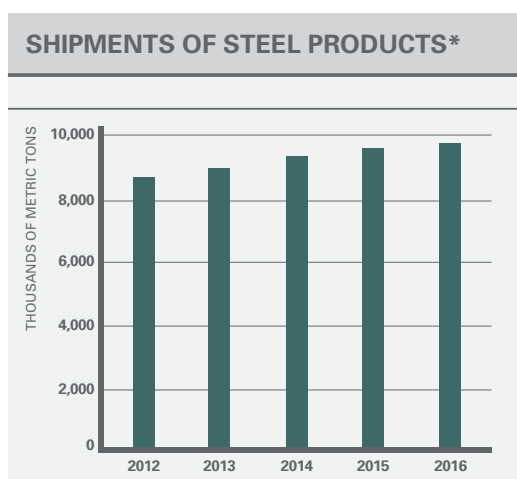


## TENARIS

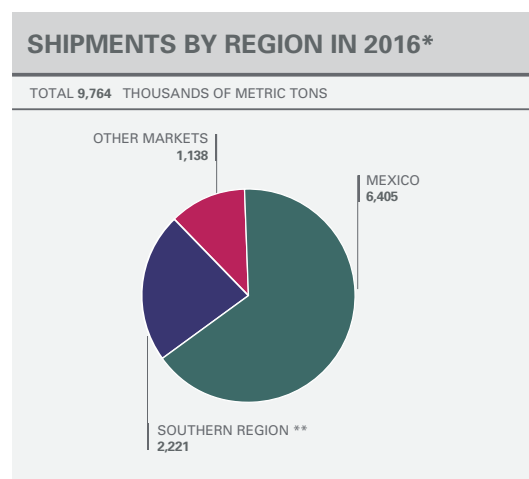


\*Includes Republic Conduit, sold in January 2017.

## TERNIUM



\*Shipments of pig iron not included.

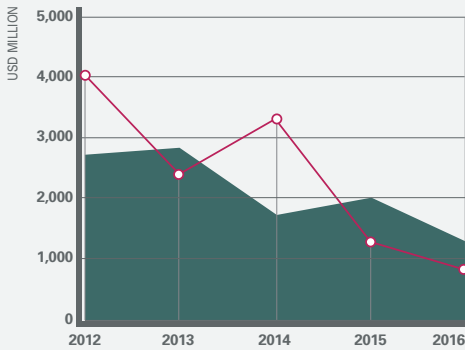


\*Shipments of pig iron not included.

\*\*The Southern Region encompasses Argentina, Bolivia, Chile, Paraguay and Uruguay.

### COMPANIES' PERFORMANCE

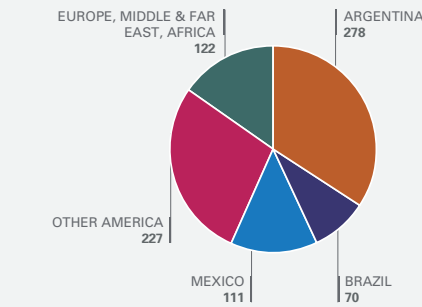
■ WORK PERFORMED ○ BACKLOG OF ORDERS\*



\*At end of period.

### BACKLOG OF ORDERS BY REGION AS OF 12/31/16 USD million

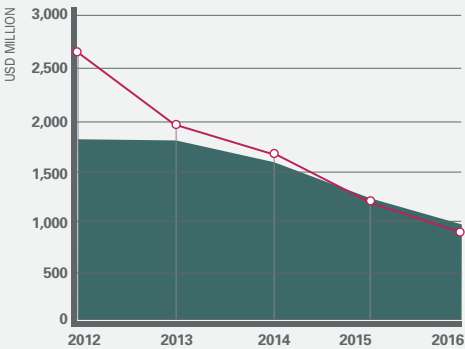
TOTAL 807



## TECHINT ENGINEERING & CONSTRUCTION

### TENOVA PERFORMANCE

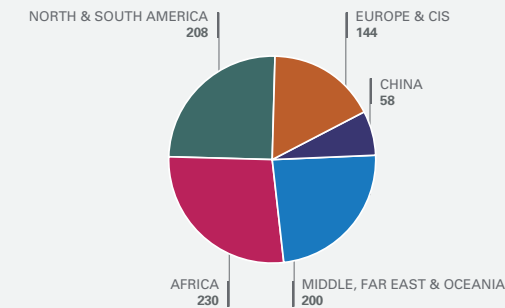
■ WORK PERFORMED ○ BACKLOG OF ORDERS\*



\*At end of period.

### BACKLOG OF ORDERS BY REGION AS OF 12/31/16 USD million

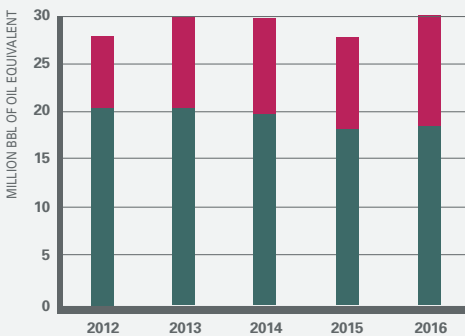
TOTAL 841



## TENOVA

### PRODUCTION\*

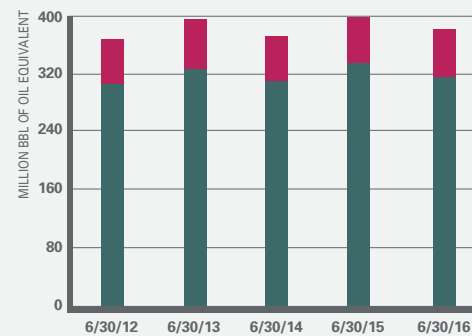
■ E&P OPERATIONS ■ SERVICE CONTRACTS



\* Own working interest.

### PROVED RESERVES\*

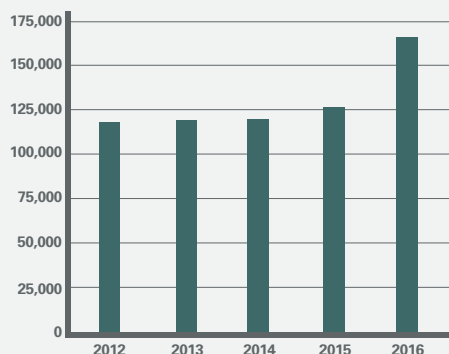
■ E&P OPERATIONS ■ SERVICE CONTRACTS



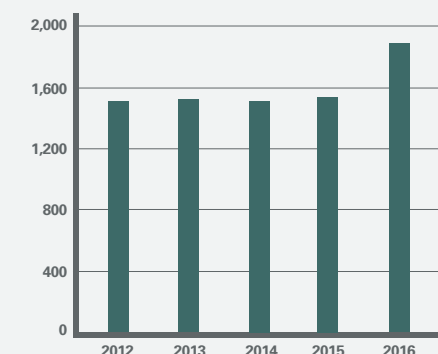
\* Own working interest.

## TECPETROL

### HUMANITAS GROUP: TOTAL ADMISSIONS



### HUMANITAS GROUP: OPERATIVE BEDS\*



\*Beds for inpatient and outpatient activity, at end of period.

## HUMANITAS

